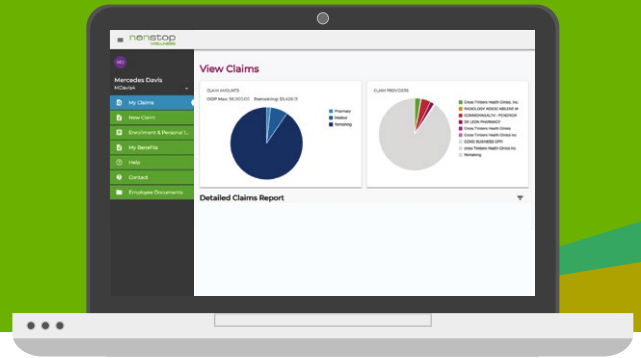


# How to use the Nonstop Exchange



## Why login to the Nonstop Exchange?

Once you are enrolled with Nonstop Wellness, you will be able to access your plan information via the Nonstop Exchange portal ([members.nonstopwellness.com](http://members.nonstopwellness.com)). When you log into the system you will be able to:



**Track your spending with your Nonstop Visa card**



**View documents about your plan**  
*(e.g. summary plan description, benefits summary)*



**Navigate to our member help site**  
*(through the HELP button)*

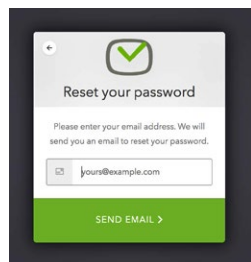
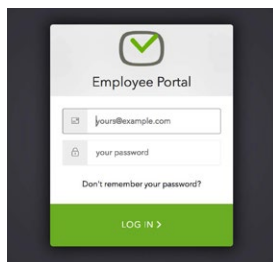


**File and view claims submissions**

## How to login to the Nonstop Exchange

Your username is the email address Nonstop has on file, which is typically the email address associated with your place of employment. If you do not know what your username is, give us a call or contact your HR representative.

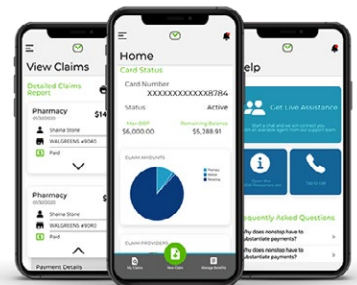
When you login for the first time, you will need to put in your email address and then click on “don’t remember your password?” This will allow you to set a private password for your account.



## Nonstop Wellness mobile app

Put the power and convenience of the Nonstop Exchange in the palm of your hand with the free Nonstop Wellness mobile app. With just a few taps, you can file claims, check the balance on your Nonstop Visa, read up on plan details, and much, much more.

**Download the Nonstop Wellness mobile app from the [iOS](#) or [Android](#) app stores.**



If you have any questions or concerns, feel free to reach out to us at [mobile@nonstopwellness.com](mailto:mobile@nonstopwellness.com) or 877-626-6057. You also can find our [mobile guide](#) and [FAQ](#) in the Help section of the Nonstop Exchange.



**Questions? We're here to help.** Contact us at [clientsupport@nonstopwellness.com](mailto:clientsupport@nonstopwellness.com) or 1-877-626-6057 or visit [members.nonstopwellness.com](http://members.nonstopwellness.com) and click on the Help tab